



Σ WEEK 1 Σ  
~~~~~

\* Magic Make - Frank Stella

\* Drawing Date

\* Awesome Artist - Chris Ofili

\* Tremendous Tip - Richard Long

Let's get the ARTY started!!!!!!



***'Every child is an artist' – Pablo Picasso***

**Frank Philip Stella** (born May 12, 1936) is an American who lives and works in New York City.

This week for our MAGIC MAKE we are exploring the artwork of Frank Stella; in particular his paper sculptures that are a mixture of painting and sculpture – 3D paintings full of shapes that jut out from the wall. Frank is an abstract artist best known for his use of geometric patterns and shapes; he has developed his work over years by building shapes and then painting, cutting, tangling and mangling them.

You can watch this super short clip of Frank talking about his work here:

<https://www.youtube.com/watch?v=MK9FgEODF4o>


Inspired by Frank's work, we have made our very own 3D artwork using collage and drawing, starting with a cereal box as our base. We proceeded to use old maps, books and coloured card to create pieces that 'pop' forward from the background. You can use anything to decorate your piece: coloured pens & pencils, cardboard boxes, tissue paper, toilet roll tubes, pompoms, fabric – all you need is some scissors, a glue stick and your very own special ingredient - imagination!

Here are some images of Frank's work. If you'd like to see more search for 'Frank Stella Paper Sculptures' online.






When decorating your Frank Stella piece of art, you can create your own collage papers by drawing on and cutting up any scraps of paper you have lying around. Frank really likes geometric shapes so perhaps you could be inspired by these? See some of our examples below.





This week for our DRAWING DATE we are trying out a technique called **foreshortening**. This is a way of creating depth in our drawings. Check out how large the feet and hands are in the drawing below – they are much bigger than the head. That's because the feet are closer to us and the head is further away. Things get smaller the further away from us they are.





This week's AWESOME ARTIST is **Chris Ofili**; we are particularly focussing on his piece of artwork **No Woman, No Cry**. On 22<sup>nd</sup> April 1993, a young black man called Stephen Lawrence was killed by a racist gang in London. Chris Ofili created this painting of a woman crying as a tribute to Stephen and his family. There is a small picture of Stephen in every tear.



If you would like to learn more about racism, this is an online resource created specially for children:

<http://encyclopedia.kids.net.au/page/ra/Racism>

We've included this piece of artwork to remind you that for every person who makes a bad choice, there are many more people who make good choices.

"When I was a boy and I would see scary things in the news, my mother would say to me, 'Look for the helpers. You will always find people who are helping.'" Fred Rogers

Art is also an amazing tool for expressing our feelings – Chris was able to process some of his grief about what happened to Stephen by making this painting. Below are some teardrops for you to draw, write or paint in. Perhaps you can express some of the sad (or happy!) feelings that you're having right now about being off school or away from your family members.



No Woman, No Cry


↓ check this out!!

[tate.org.uk/whats-on/tate-britain/exhibition/chris-ofili](http://tate.org.uk/whats-on/tate-britain/exhibition/chris-ofili)



# A Page Of Tears

Draw, write and paint inside the tears





This week for our TREMENDOUS TIP we are taking inspiration from the artist Richard Long who makes work by walking in landscapes. ***A Line Made by Walking*** is one of his well-known works that he made in 1967. The piece was made when Richard walked a continuous line into a field of grass in Wiltshire, England, and then photographed the result.

We suggest that you take some time to walk in your garden (if you have one – if not perhaps round your home), taking the time to notice everything round you and making a list of all the things you can see from the slivers of grass growing between cracks to the tiniest creatures crawling amongst them. You can make a simple concertina book and use it to record what you see using drawings and writing or by taking photographs.

Here are some more images of Richard's work and a picture of our concertina book.



A LINE MADE BY WALKING  
ENGLAND 1967


A line made by walking



check this  
↓  
out !!  
[youtube.com/watch?v=39G\\_rXkJanw](https://www.youtube.com/watch?v=39G_rXkJanw)



If you would like to share  
photos or videos of your  
artwork, please send to:  
room 13 @ the mill - tkat.org

Have Fun !